




**ST. THOMAS
SCHOOL,
PHILLAUR**

Summer vacation

Holidays homework
class-X
session -2026-27

www.reallygreatsite.com





Class X maths holidays homework

- Prepare a presentation on any one of the following topics.
 - Polynomial
 - Rational number
 - Real number
 - Introduction of trigonometry
1. Revise the following chapters from NCERT
 2. Rational number
 3. Polynomial
 4. Coordinate geometry
 5. Introduction to trigonometry (ex-8.1)
 - Rewrite and learn all formulas and identities from class 6th to class 9th.

Holidays Homework
Class - 10th
Subject - English

Reader :-

Main course :- Poetry : 2

(Write Question/Answers & Assignment on your Main course side of notebook)

Literature : Lesson - 2 (Write Question/Answer & Assignment on your Literature side of notebook)

Grammar :-

Paragraph Writing :

- Discipline
- Scene at a Railway Station

Letter Writing :

- Write a letter to your younger brother, who is a bookworm, persuading him to take part in games.
- Write an application to your Principal, regarding her to arrange for an educational trip.

Notice Writing :

- Sample 2
- Sample 4

(Write all the above grammar work on your Grammar Notebook)

Note :- *Learn All the above work also*

Activity :-

Make chart on Rules of Tenses

ਪੰਜਾਬੀ-ਛੁੱਟੀਆਂ ਦਾ ਕੰਮ ਜਮਾਤ - ਦਸਵੀਂ

* *ਲੇਖ:-* ਡਾ. ਭੀਮ ਰਾਓ ਅੰਬੇਦਕਰ, ਵਿਦਿਆਰਥੀ ਅਤੇ
ਅਨੁਸ਼ਾਸਨ, ਮਨੁੱਖ ਅਤੇ ਵਿਗਿਆਨ।

* *ਪੱਤਰ:-*

ਮਿੱਤਰ ਦੇ ਭੈਣ ਜਾਂ ਭਰਾ ਦੇ ਵਿਆਹ ਤੇ ਨਾ ਸ਼ਾਮਲ ਹੋਣ ਸਬੰਧੀ
ਪੱਤਰ।

ਮਿੱਤਰ/ਸਹੇਲੀ ਨੂੰ ਪੜ੍ਹਾਈ ਅਤੇ ਖੇਡਾਂ ਵਿੱਚ ਬਰਾਬਰ ਦਿਲਚਸਪੀ
ਲੈਣ ਲਈ ਪੱਤਰ।

* ਵਿਸ਼ੇਸ਼ਣ ਅਤੇ ਉਸਦੀਆਂ ਕਿਸਮਾਂ ਉਦਾਹਰਨ ਸਮੇਤ ਮਾਡਲ
ਤਿਆਰ ਕਰੋ।

* ਵਿਆਕਰਣ ਕਿਤਾਬ ਵਿੱਚੋਂ ਮੁਹਾਵਰੇ, ਅਰਥ ਬੋਧ, ਕਿਰਿਆ
ਵਿਸ਼ੇਸ਼ਣ, ਸੰਬੰਧਕ, ਯੋਜਕ, ਵਿਸਮਿਕ ਉਦਾਹਰਨਾ ਸਹਿਤ ਪੜ੍ਹੋ।



Class Notes

Holidays homework.

Social Science

1. Daily Revision Strategy

To make sure you truly remember those four questions every day, try the "Read-Write-Recall" method:

- **Read:** Go over the answers provided by your teacher carefully.
- **Write:** Close your notebook and write the answers in your rough notebook from memory.
- **Recall:** Check your work against the original. If you missed a point, highlight it and write that specific part again.

2. Notebook & Assignment Completion

- Check the index of your notebook to ensure all chapters are titled and dated.
- If you are missing any assignments, reach out to a classmate today so you don't fall behind.
- Ensure all maps or diagrams required in the Geography or History sections are neatly labeled.

3. Make a Model of Water Resources

Roll no 1 to 10

Model of Terrace Cultivation.

Roll no 11to 20

Model of Volcano Eruption

Roll no 21 to 34.

Map work

Enlist Dams on Indian political map

Enlist major rivers on Indian physical map

Holidays Homework

Class - X

Science

- Chapter - 1,2,5 learn and complete on your notebook with assignments
- Read Ch-4 (Carbon and its compounds) and underline the difficult words.
- Prepare one model and chart on the following topics according to your roll no.

<u>Roll no.</u>	<u>Topic</u>	<u>Examples</u>
1 – 7	Ch-1,2,3	Chart on Types of Chemical reactions, Chart on Acids Bases and Salts, Model of Universal Indicator, Chart on Metals and Non Metals, Chart on Reactivity Series etc.
8 - 14	Ch- 4,5,6	Chart on Allotropes of Carbon, Chart on Alkane Alkenes Alkynes, Model of Sphygmomanometer, Chart on Endocrine Glands etc.
15 – 21	Ch-7,8,9	Chart on Fission Fragmentation Regeneration Budding, Chart on Image formed by spherical Mirrors (Ray Diagrams), Chart on Image formed by spherical lens (Ray Diagrams) etc.
22 - 28	Ch-10,11,12	Model of Human Eye, Chart on Series and Parallel Resistances, Chart/Model on Electric Motor/Generator etc.
29 - last Roll No.	Ch-13,1,2	Model of Food Chain/web, topics of Ch1-2 etc.



**ST. THOMAS SCHOOL,
PHILLAUR**



**SUMMER VACATION HOLIDAY
HOMEWORK**

SESSION- 2026-27

🌸 “SUMMER VACATION IS NOT ONLY A
BREAK FROM STUDIES, BUT ALSO A TIME
TO LEARN CREATIVELY, EXPLORE NEW
IDEAS, AND DEVELOP GOOD HABITS” 🌸

CLASS: 10TH

SUBJECT: PHYSICAL EDUCATION

TEACHER’S NAME: MS. MUKTA







OBJECTIVE




THE PURPOSE OF HOLIDAY HOMEWORK IS TO HELP STUDENTS REMAIN PHYSICALLY ACTIVE, DISCIPLINED AND HEALTH CONSCIOUS DURING THE SUMMER VACATIONS. STUDENTS ARE ENCOURAGED TO FOLLOW HEALTHY HABITS AND PARTICIPATE IN PHYSICAL ACTIVITIES REGULARLY.

INSTRUCTIONS

STUDENT'S ARE REQUESTED TO:

-  COMPLETE ALL THE WORK NEATLY AND SINCERELY.
-  MAINTAIN PROPER HANDWRITING AND PRESENTATION.
-  REVISE THE SYLLABUS DURING VACATIONS REGULARLY.
-  MAINTAIN A DAILY LOG OF PHYSICAL ACTIVITIES SUCH AS MORNING YOGA, WALKING AND SPORT PRACTICE,

PARENT'S ARE REQUESTED TO:

-  PARENTS ARE REQUESTED TO GUIDE THEIR WARD REGULARLY.
-  HELP IN MAINTAINING A DAILY STUDY ROUTINE.
-  MOTIVATE THE CHILD TO READ BOOKS AND IMPROVE CREATIVITY.

VACATION TASK

 COMPLETE PRACTICAL NOTEBOOK OF PHYSICAL EDUCATION.

 CREATE A VIDEO SHOWCASING THE POWER AND BRAVERY OF THE INDIAN ARMY, NAVY AND AIR FORCE.

VIDEO IDEAS:

- SHOWCASING EQUIPMENT AND TECHNOLOGY.
- FEATURING PATRIOTIC QUOTES.
- HIGHLIGHTING HEROIC ACTS AND SACRIFICES.
- DURATION OF VIDEO SHOULD NOT BE LESS THAN 1 MIN.

GET CREATIVE:

USE VISUALS, MUSIC AND EDITING TO MAKE YOUR VIDEO ENGAGING ANF INSPIRING.

LET'S SALUTE OUR HEROES!

ST. THOMAS SCHOOL, PHILLAUR

HOLIDAY HOMEWORK

SUBJECT: **COMPUTER**

SUBJECT TEACHER: **PRABHJOT**



“Summer is the time to relax, refresh and recharge.”



“Collect moments, not things.”



“Learn something new every day and make your summer meaningful.”

SUBMITTED BY:

NAME: _____

CLASS & SECTION: _____

ROLL NUMBER: _____

HOLIDAY HOMEWORK – COMPUTER SCIENCE MS WORD, MS EXCEL & MS POWERPOINT

Microsoft Office is a collection of office tools developed by Microsoft. These tools are used in schools, offices, hospitals, banks, and businesses for different types of work. The most commonly used office applications are MS Word, MS Excel, and MS PowerPoint. These applications help users prepare documents, perform calculations, and create presentations in an easy and professional way.

1. Microsoft Word

MS Word is a word processing software used for typing, editing, formatting, and printing documents. It is one of the most popular applications of Microsoft Office. Students, teachers, office workers, and businesses use MS Word to prepare assignments, reports, letters, applications, notices, resumes, and project files.

MS Word provides many tools to make documents attractive and professional. Users can change font style, font size, font color, alignment, spacing, and page layout. Pictures, tables, shapes, and charts can also be inserted into documents.

Features of MS Word
Typing and editing text
Spell and grammar checking
Adding tables and pictures
Page formatting
Creating resumes and certificates
Printing documents

Picture Suggestion: Paste or draw a colorful MS Word window showing toolbar and typed document.

2. Microsoft Excel

MS Excel is a spreadsheet software used to store data in rows and columns. It helps users perform calculations quickly and accurately by using formulas and functions.

MS Excel is widely used in schools, banks, offices, and businesses for preparing marksheets, attendance sheets, salary records, charts, graphs, and reports. Users can sort data, filter records, and create colorful charts for better understanding of information.

Features of MS Excel
Automatic calculations
Formula and functions
Charts and graphs
Data sorting and filtering
Table and marksheet creation
Budget and expense management

Picture Suggestion: Paste or draw an Excel worksheet with formulas, rows, columns, and charts.

3. Microsoft PowerPoint

MS PowerPoint is presentation software used to create slideshows and presentations. It allows users to present information in an attractive and easy-to-understand manner.

Students and teachers use PowerPoint for classroom presentations and school projects. Business companies use it for meetings, seminars, and product demonstrations. PowerPoint supports pictures, animations, videos, sounds, charts, and slide transitions.

Features of MS PowerPoint
Creating attractive slides
Animation effects
Slide transitions
Adding pictures and videos
Using templates and themes
Presentation slideshow

Picture Suggestion: Paste or draw colorful PowerPoint slides with animations and graphics.

Comparison Table

Software	Purpose	Used For
MS Word	Typing Documents	Assignments, letters, reports
MS Excel	Calculations & Data	Marksheets, charts, records
MS PowerPoint	Presentations	Projects and seminars

Advantages of Office Tools

- Saves time and effort
- Makes work neat and professional
- Improves accuracy
- Easy to edit and store files
- Helps students and businesses work efficiently
- Improves computer knowledge and practical skills

Conclusion

MS Word, MS Excel, and MS PowerPoint are very important office tools used in everyday life. These applications make work faster, easier, and more organized. Students should learn these tools because they are useful in education, offices, and future careers.

Submitted By:

Name: _____

Class: 10th

Roll No: _____

Subject: Computer Science

Teacher's Signature: _____

STUDY ASSIGNMENT

- 1. Make the assignment of above sent PDF and add some pictures according to the details of first chapter.**
- 2. Revise the shortcut keys of keyboard.**
- 3. Learn short question answers of chapter 1st and 2nd chapter.**

कक्षा दसवीं

विषय हिंदी

छुट्टियों का गृह कार्य

व्याकरण भाग :- मुहावरे 1 से 20 , लोकोक्तियां एक से 20 , अनेक शब्दों के लिए एक शब्द 1 से 20 तक, लिंग बदलो वचन बदलो व्याकरण भाग में दिए हुए याद करें ।

अनुच्छेद लेखन :- .मेरे जीवन का लक्ष्य , हम घर में सहयोग कैसे करें,परीक्षा में अच्छे अंक पाना ही सफलता का माप दंड नहीं ,

पत्र लेखन :-*विषय बदलने के लिए विद्यालय के प्रधानाचार्य को पत्र लिखे

*कक्षा की समस्याओं को हल करवाने के संबंध में विद्यालय के प्रधानाचार्य को पत्र लिखें

* स्वास्थ्य अधिकारी को मोहल्ले की सफाई करवाने संबंधी प्रार्थना पत्र लिखें ।

नोट :- ऊपर दिए गए व्याकरण भाग को याद करें तथा अनुच्छेद लेखन और पत्र लेखन को याद करके एक बार लिखें।