

# **St.Thomas School, Phillaur**

## **SUMMER VACATION**

**“Enjoying every second under the  
blue sky and bright sun”**

**Holidays Homework  
Class LKG  
session 2026-2027**



## Dear Parents,

Finally, the much awaited Summer Holidays are here. It is a good opportunity to spend quality time with your children. Let's make these holidays fruitful by involving the tiny tots in some fun filled activities.

### Learning Time:

Learn to wish Good Morning, Good Afternoon and Good night.



\* Learn 5 sentences on Myself.

\* Learn Mother's and Father's Mobile number.



Play Outdoor Games: Ensure that children should not spend too much time on electronic gadgets as they harm the eyes and make us lethargic. So encourage your child to go for cycling, hide and seek & running etc. as these will make them active & social.



\*Converse in English: To develop the conversation skills of children in English ensure to converse small sentences in English only. Read out story books with big illustrations and after finishing the story discuss it with your child. **\*Emphasize more on phonic sounds and encourage Word Building words and Picture Talk.**

Teachers are trying to encourage the children to use simple words, phrases and sentences like:

- May I come in Ma'am?
- May I drink water?
- May I go to the toilet?
- I am feeling thirsty.
- I am feeling hungry.
- Please give me a pencil.
- Please give me an eraser etc.

**Use of Magic words like Excuse me, Sorry, Thank you, Please, May I.**





# All About Me



I am \_\_\_\_\_  
years old

## Self Portrait



My Birthday is: \_\_\_\_\_



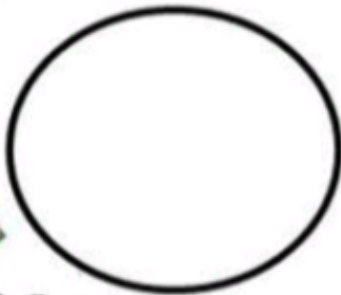
## My Favorite

Color: \_\_\_\_\_



Animal: \_\_\_\_\_

Food: \_\_\_\_\_



Book: \_\_\_\_\_



## English

Write daily 1(one) page capital letters A To Z , write daily 1(one)small cursive letters a to h ,fill ups (a to h) 5 times, letters maching 5 times .

### Superb small cursive writing book:

Complete Page no 6 to 21

## Hindi

**अ से ण तक** लिखो write daily 1 (one) page, खाली स्थान भरें 5 times, पंक्ति को पूरा करो 5 times, चित्र पहचान कर पहला अक्षर लिखो ( क से ण तक) 5 times

### शब्द सुलेख:

Complete Page no 3 to7

## Maths

Counting 1 to 100( 5 times), table of 0 (5 times),what comes after (5 times)

### Arithmetic book:

Complete Page no (4,6,7,8,9,10,11,12,13,14,15,16,17)

### Activity book:

Complete Page no ( 21,24,25,26,27,39,40,41,72)

Name: \_\_\_\_\_

Date: \_\_\_\_\_

### CURSIVE HANDWRITING PRACTICE BOOKLET

Trace the letters of the alphabet and copy them across the line



a a a a a

a a a

a

b b b

b



x x x

x

d d d

d

l l l

l



f f f

f

g g g


g

h h h

h

## IDENTIFICATION OF CAPITAL LETTERS: H

Help Helen Hen cross the river to reach her chick!  
Join all the Hs.

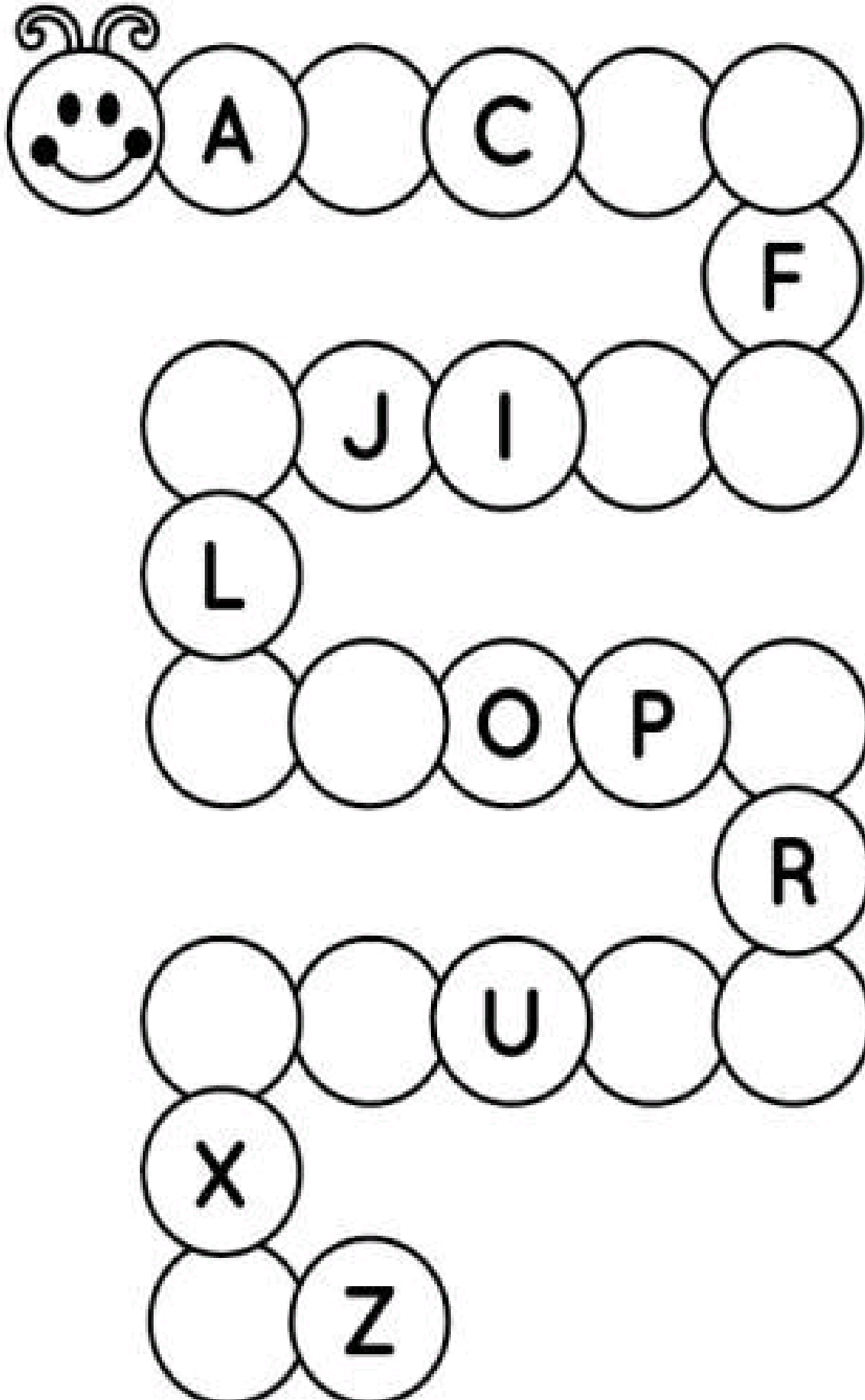


Name: \_\_\_\_\_

Grade: \_\_\_\_\_

Date: \_\_\_\_\_

# Fill in the Missing Uppercase Letters





# Numbers 1-100


Fill in the missing numbers between 1 and 100.



1									
									100




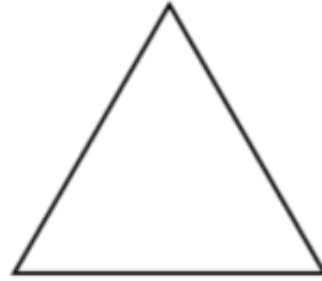
# Numbers 1-100



Fill in the missing numbers.

1	2		4		6			9	10
11		13		15		17		19	
	22		24		26		28		30
31		33		35			38	39	
	42		44		46	47		49	50
51			54	55		57		59	
	62	63			66		68		70
71		73			76	77		79	80
81	82		84	85			88		
91		93	94		96	97	98		100




c. Match the objects with their shapes:-



Name:

Class:

# Count and write the number



Score:


**Colour the Big Picture:**




---

**Colour the Long Pencil Light Green and Short Pencil Blue:**






व्यंजन 'क'



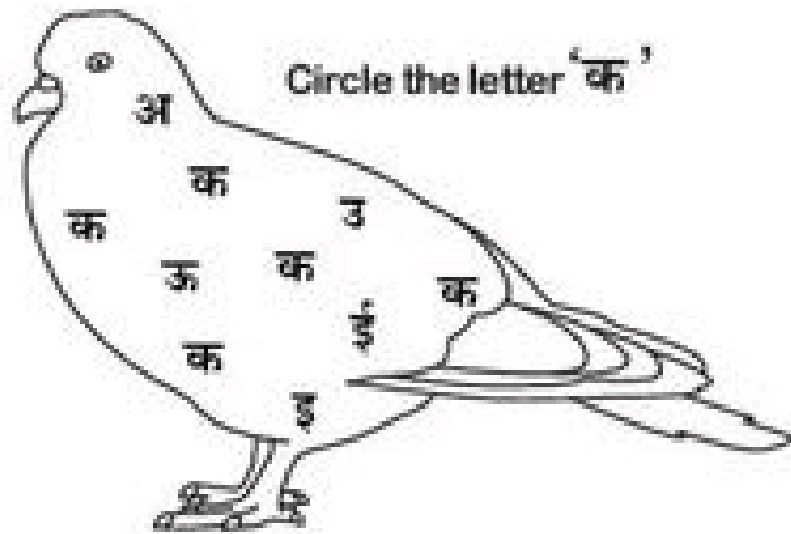
कमल

क



कलश







'क' से 'कबूतर'




Circle the letter 'क'

Recognize, trace and write the letter given below.

क



हिन्दी वर्णमाला



खरगोश



Handwriting practice section consisting of eight rows of horizontal lines. Each row contains four dashed Hindi letter 'ख' characters for tracing. The letters are positioned between a solid top line, a dashed middle line, and a solid bottom line.

Find us on YouTube and Amazon Store

Lucas & Friends 



More worksheets at [www.RvAppStudios.com](http://www.RvAppStudios.com)





Name : \_\_\_\_\_

Class : \_\_\_\_\_

ग



गमला



गाड़ी

ग ग ग ग ग

ग ग ग ग ग

ग ग ग ग ग

ग ग ग ग ग

ग

हिन्दी वर्णमाला



घर



RUBY

Handwriting practice section consisting of seven rows of horizontal lines. Each row contains four dashed Hindi letter 'घ' characters for tracing, followed by blank space for independent practice.



Name : \_\_\_\_\_ Roll No. : \_\_\_\_\_

Class : \_\_\_\_\_ Section \_\_\_\_\_ Date : \_\_\_\_\_






इ

इ

खाली

How to write the letter "इ"

No word starts with इ





चम्मच



च	च	च	च
च	च	च	च
च	च	च	च
च	च	च	च
च	च	च	च
च	च	च	च

हिन्दी वर्णमाला



छाता



Handwriting practice lines for the Hindi letter 'छ'. Each row consists of four dashed 'छ' characters on a set of three horizontal lines (top, middle-dashed, bottom) for tracing.



Name : \_\_\_\_\_

Class : \_\_\_\_\_

ज



जहाज



जल

Tracing practice for the Hindi letter 'ज'. The page contains five rows of handwriting lines. Each row has five dotted 'ज' characters for tracing. The first row is followed by four more rows, each containing five dotted 'ज' characters for tracing. The final row contains only one dotted 'ज' character for tracing.

हिन्दी वर्णमाला

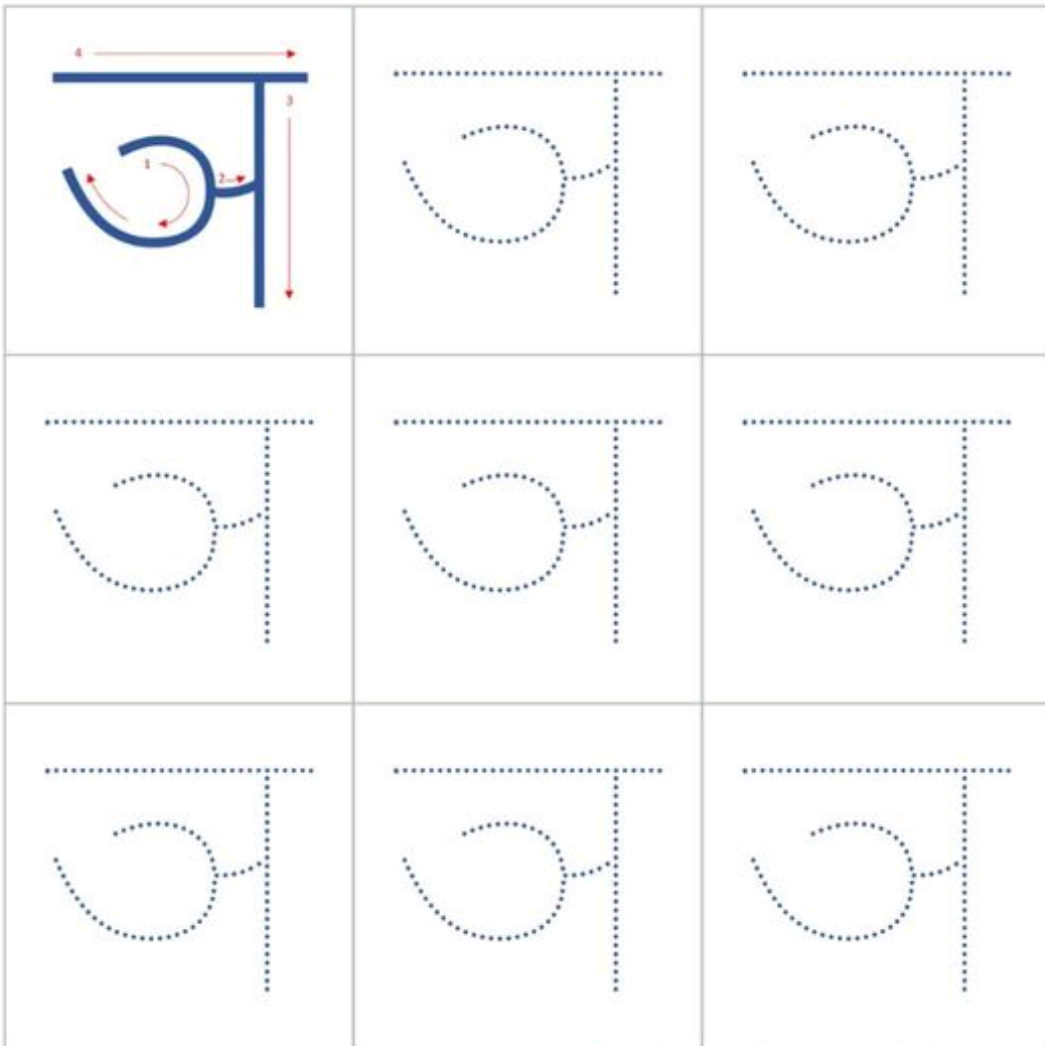


झंडा



RUBY

Handwriting practice section consisting of seven rows of four dashed Hindi letter 'झ' characters on a four-line grid for tracing.



नाम: \_\_\_\_\_

तिथि: \_\_\_\_\_

सही अक्षर पर गोला लगाओ



क ख ग ट



घ ख प ध



ग ट न क



घ च ध ज



ग च घ प



प ट ग छ



# Activities



## \*1. Literacy & Language\*

- **\*Scrapbook of Alphabets\***: Make a scrapbook. For A to Z, stick pictures of things starting with that letter. A = Apple, B = Ball.
- **\*See & Speak\***: Collect 5 wrappers of chips/biscuits. Let the child recognize letters on them.

## \*2. Numeracy & Logic\*

- **\*Number Book\***: Make a number book 1-10. For "3", paste 3 stickers or draw 3 flowers.
- **\*Shape Hunt\***: Find shapes at home: Plate = Circle, Book = Rectangle. Draw them
- **\*My Family Tree\***: Paste photos of family members and learn relations: Mama, Papa, Dada, Dadi.

## \*4. Art & Craft + Motor Skills\*

- **\*Vegetable Printing\***: Use ladyfinger or potato to print flowers on paper.
  - **\*Paper Tearing & Pasting\***: Tear color paper bits and paste to make a fruit or butterfly.
- 