

# St.Thomas School,Phillaur

Holiday's Homework Session 2026-27

## Class Nursery

Summer vacation is finally here,  
The happiest time of all the year.  
Bright sun shines in the sky so high,  
White clouds softly float nearby.



Dear Parent,

Children are born with natural curiosity and inquisitiveness about the world around them. It is important for us to help them keep this spark alive and to make learning fun.

Summer Vacation is just round the corner, let every moment of this vacation be a time to unite, connect and enjoy beautiful moments with your child.

**Here are some activities given to help your child become independent and confident:-**

**Independent Me**

- Buttoning and Unbuttoning
- Put on your Socks and Shoes
- Keeping belongings back in their place
- Filling the water bottles
- Keeping room clean and well-organized
- Tear a Chapati and eat your Meal on your own

**Alone we can do so little; together we can do so much. (Social Skills)**

- Wish your elders with a smile
- Go outdoors and play with your friends
- Use magical words: Sorry, Please, Excuse Me, Thank You

**One, who maintains cleanliness, keeps away diseases. (Personal Hygiene)**

- Brushing teeth twice a day.
- Combing hair regularly
- Bathing everyday
- Washing hands before and after meals.

**Reading is Fun**

**Children are made readers on the laps of their parents.**

- Make reading a regular practice with pictures and large text.
- Make bed-time stories a part of your child's daily routine.

The teachers are trying to encourage the children to use simple words , phrases and sentences in school and at home like.



#### ALL ABOUT ME

- What is your name?
- How old are you?
- In which class do you read?
  - What is the name of your school?
  - What is the name of your teacher?
  - What is your father and mother name?
- May I come in ma'am?
- May I Drink water?
- May I go to the toilet?
- I m feeling hungry.
- Please give me a glass of water.
- Please trim my nails.
- Please tell me a story.
- I m feeling sleepy.



Edit with WPS Office

**Eng--** Capital letters -- A to H (5 times), Match ups same letters (5 times), Writing Book Pg no.12 to 19

**Maths --** Counting 1 to 10 (5 times), Match ups same number ( 5 times), Writing Book Pg no.7 to 13 , oral counting 1 to 20

**Hindi --** स्वर अ से ऋ तक,( 5 times), स्वर मिलान ( 5 times ), अक्षर सुलेख पुस्तक pg no 2,9,10,11

**Note---** Write on three in one notebook.



चित्र का पहचान और सही स्वर पर टिक कर

सही वर्ण को चित्र से मिलाओ



इ

उ

अ

आ

इ

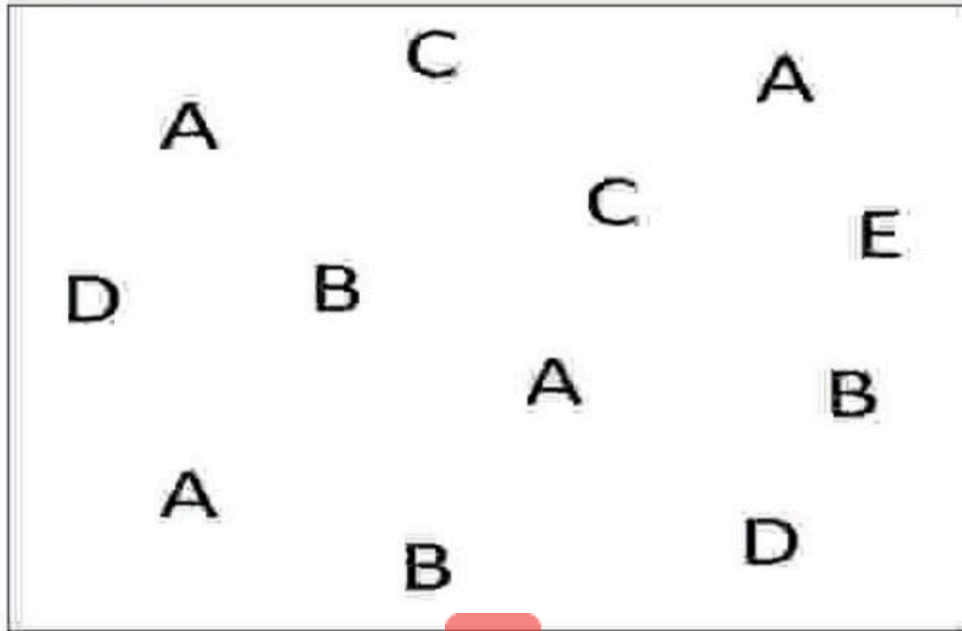
ऊ



Edit with WPS Office



Circle the letter 'A'


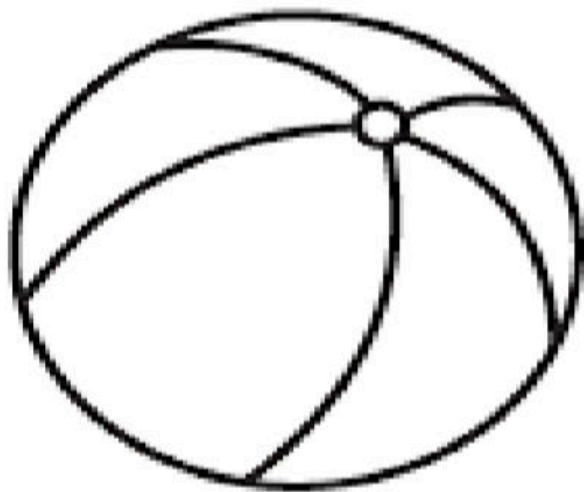


Edit with WPS Office

Count the objects and write the number inside the box.

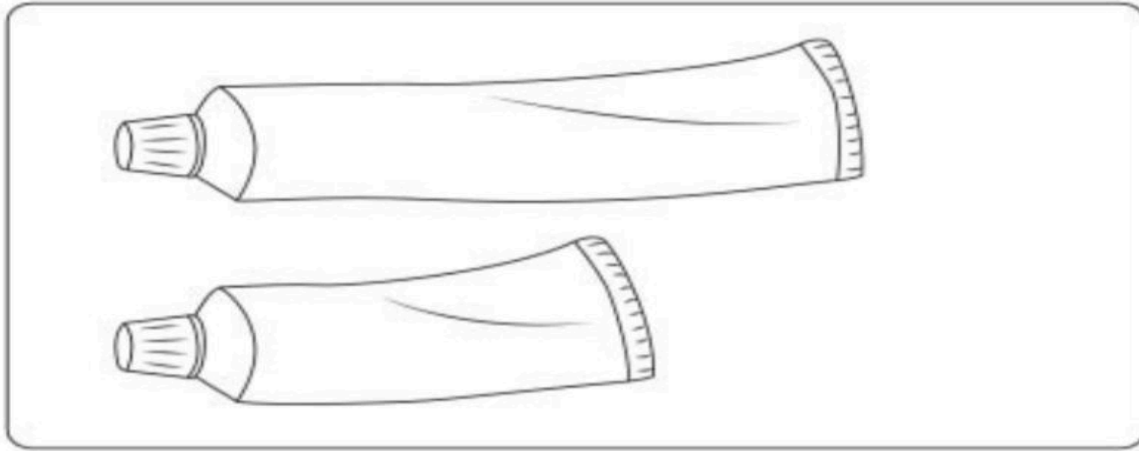
 <input data-bbox="271 321 409 441" type="text"/>	 <input data-bbox="916 321 1055 441" type="text"/>
 <input data-bbox="271 585 409 705" type="text"/>	 <input data-bbox="916 585 1055 705" type="text"/>
 <input data-bbox="271 850 409 970" type="text"/>	 <input data-bbox="916 850 1055 970" type="text"/>
 <input data-bbox="271 1115 409 1234" type="text"/>	 <input data-bbox="916 1115 1055 1234" type="text"/>

Colour the big ball

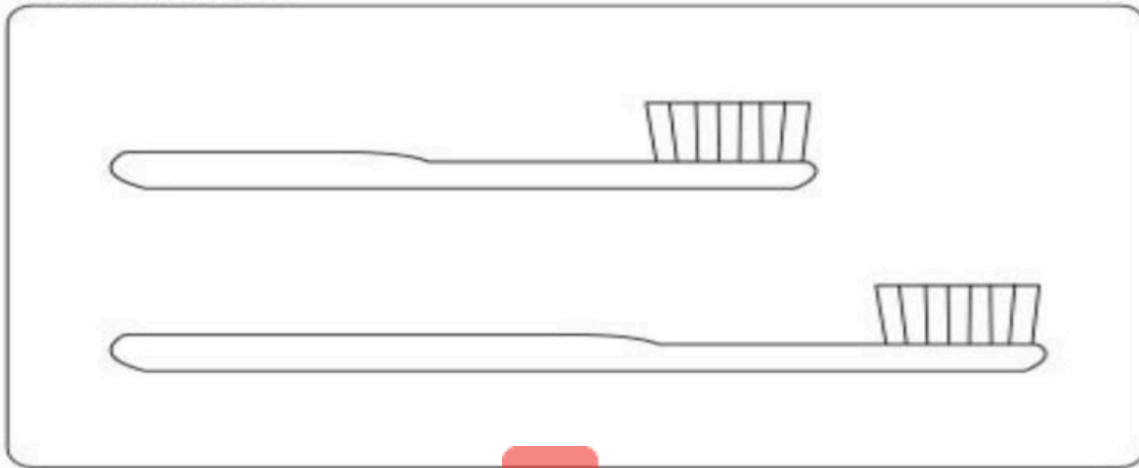


Edit with WPS Office

Color the short toothpaste.



Color the long toothbrush.



Edit with WPS Office

# अ



अनार



अमरुद

अ अ अ अ अ


अ अ अ अ अ

अ अ अ अ अ

अ अ अ अ अ



# आ



आम



आग

आ आ आ आ आ

आ आ आ आ आ

आ आ आ आ आ

आ आ आ आ आ



Edit with WPS Office



हिन्दी वर्णमाला



Handwriting practice section for the Hindi letter 'इ'. It consists of seven rows of horizontal lines. Each row contains four dashed 'इ' characters for tracing. The second 'इ' in the second row is highlighted with a white box.




Edit with WPS Office

1 2 3  
इख




Handwriting practice section with five rows of lines. Each row contains four dotted Hindi characters 'इख' for tracing.





उल्लू



RUBY


Handwriting practice section consisting of seven rows of horizontal lines. Each row contains four dotted Hindi letter 'उ' characters for tracing. The first row is highlighted with a light blue background.





Handwriting practice section consisting of seven rows of horizontal lines. Each row contains four dashed Hindi letter 'ऊ' characters for tracing.





RUBY



LUCAS

Handwriting practice grid for the Hindi character 'क'. The grid consists of seven rows of four boxes each. Each box contains a dashed outline of the character 'क' for tracing. The first row includes a larger version of the character with stroke order arrows and numbers 1, 2, and 3. The remaining rows contain smaller dashed versions of the character for tracing practice.



## ACTIVITIES:


### Activity.1-

**ENGLISH-Paste any two pictures related letter A on A4 sheet.**

### Activity:2

**MATHS-Use your Creativity and make an object which is Square in shape and decorate it.**

Such as:



NOTE- For worksheets take print out and make a beautiful folder as per your innovation.



Edit with WPS Office