



**St Thomas school**



**Phillaur**

**Summer vacation**



**Homework**



**Class UKG**



**2026-2027**



# Written summer vacation homework

## English

Write small cursive letters a to z daily one page, Capital cursive letters A to J write daily one page,

Fill ups A to J (3) times, three letters words sound of a,e,i ,o write (3)times,write pictures name sound of a,e,i ,o write (3)times

### Writing book work:

Complete page no 2 to 21

### Activity book work:

Complete page no 2 to 16

## Hindi

अ से ज तक write daily one page, दो, तीन और चार अक्षरों वाले शब्द (write 3 times),आ की मात्रा,इ की मात्रा के शब्द( write 3 times)

### Hindi writing book work

Complete writing book pages

दो, तीन और चार अक्षरों वाले शब्द,आ की मात्रा,इ की मात्रा वाले शब्द

## Maths

Counting 1 to 100 write daily one page, table of 2,3 write( 3)times,write inwords 1 to 20 (3) times,backward counting 50 to 1 write (3) times.

### Maths work book

Complete page no

10,16,17,18,21,22,24,25,26,27,28,29,30,34,36,38,39,55,56,57

## Punjabi

ੳ ਤੋਂ ਙ ਤੱਕ ਲਿਖੋ (3)times

### Writing book work

Complete page no 6 to 20

## E.V.S

Write my self (5)times, write parts of body (5 ) times, write sense organs (5) times

# Short



# Vowel



h\_t



c\_t



r\_t



c\_n



d\_d



p\_n



h\_m



j\_m



m\_p



m\_t



b\_g



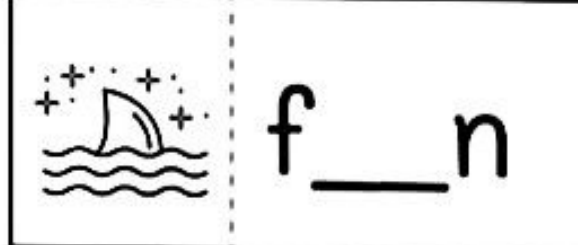
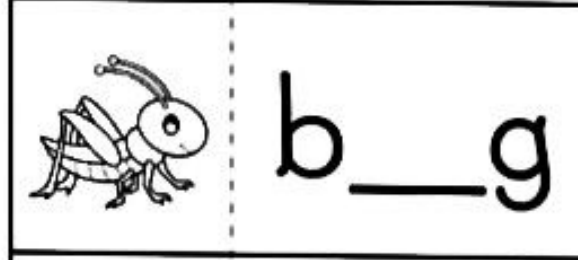
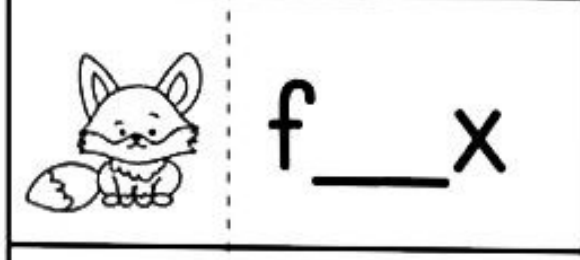
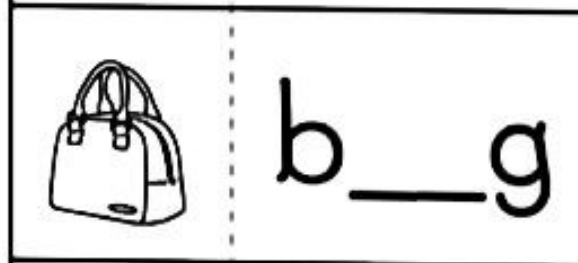
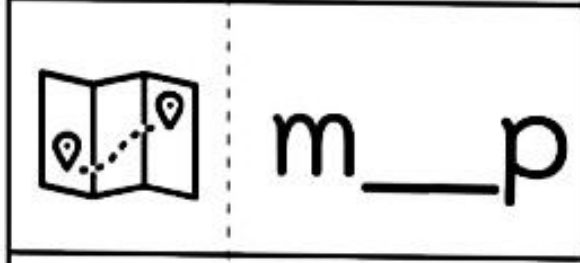
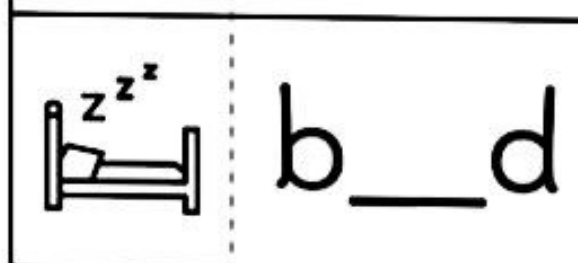
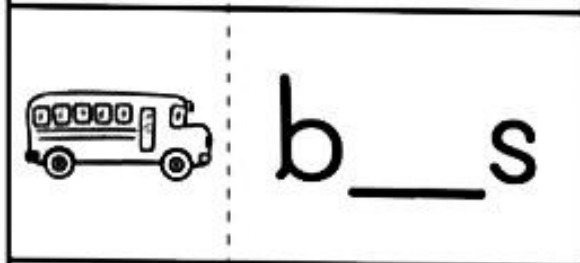
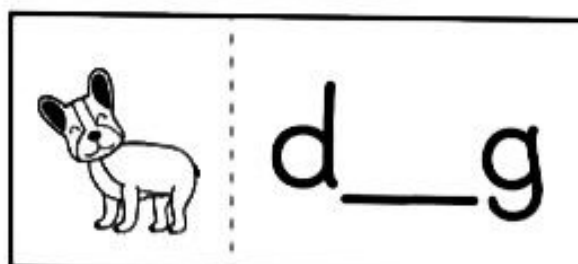
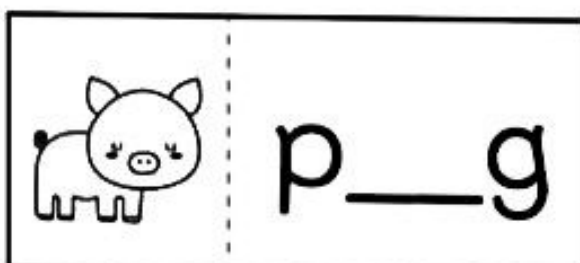
c\_p

# Short Vowels

Middle  
Sounds



Write the middle sound of each picture.



# Short **O** Vowel



d\_t



d\_g



m\_p



p\_t



m\_m



b\_x



st\_p



f\_x



s\_cks



h\_t



d\_ll



r\_cks

# One Digit Addition

Write the answers for the following single-digit additions

$$\begin{array}{r} 7 \\ + 2 \\ \hline \end{array}$$

$$\begin{array}{r} 5 \\ + 4 \\ \hline \end{array}$$

$$\begin{array}{r} 8 \\ + 1 \\ \hline \end{array}$$

$$\begin{array}{r} 4 \\ + 9 \\ \hline \end{array}$$

$$\begin{array}{r} 5 \\ + 3 \\ \hline \end{array}$$

$$\begin{array}{r} 2 \\ + 8 \\ \hline \end{array}$$

$$\begin{array}{r} 3 \\ + 5 \\ \hline \end{array}$$

$$\begin{array}{r} 1 \\ + 7 \\ \hline \end{array}$$

$$\begin{array}{r} 6 \\ + 6 \\ \hline \end{array}$$

$$\begin{array}{r} 7 \\ + 6 \\ \hline \end{array}$$

$$\begin{array}{r} 9 \\ + 2 \\ \hline \end{array}$$

$$\begin{array}{r} 6 \\ + 5 \\ \hline \end{array}$$

$$\begin{array}{r} 4 \\ + 3 \\ \hline \end{array}$$

$$\begin{array}{r} 2 \\ + 6 \\ \hline \end{array}$$

$$\begin{array}{r} 3 \\ + 3 \\ \hline \end{array}$$

$$\begin{array}{r} 7 \\ + 4 \\ \hline \end{array}$$

$$\begin{array}{r} 8 \\ + 8 \\ \hline \end{array}$$


$$\begin{array}{r} 3 \\ + 6 \\ \hline \end{array}$$


$$\begin{array}{r} 4 \\ + 8 \\ \hline \end{array}$$


$$\begin{array}{r} 2 \\ + 3 \\ \hline \end{array}$$


**ONE-DIGIT SUBTRACTION**


Direction: Subtract the following numbers.


$$\begin{array}{r} 8 \\ - 4 \\ \hline \end{array}$$



$$\begin{array}{r} 5 \\ - 1 \\ \hline \end{array}$$



$$\begin{array}{r} 9 \\ - 6 \\ \hline \end{array}$$



$$\begin{array}{r} 7 \\ - 2 \\ \hline \end{array}$$



$$\begin{array}{r} 6 \\ - 3 \\ \hline \end{array}$$



$$\begin{array}{r} 4 \\ - 2 \\ \hline \end{array}$$



$$\begin{array}{r} 3 \\ - 3 \\ \hline \end{array}$$


$$\begin{array}{r} 6 \\ - 4 \\ \hline \end{array}$$


$$\begin{array}{r} 9 \\ - 2 \\ \hline \end{array}$$


$$\begin{array}{r} 9 \\ - 7 \\ \hline \end{array}$$


$$\begin{array}{r} 7 \\ - 4 \\ \hline \end{array}$$


$$\begin{array}{r} 4 \\ - 4 \\ \hline \end{array}$$






# Poem Writing

Think or imagine a situation, a place, or a thing. Then write the word/s to complete the poem based on your senses.

## My Five Senses

Written by \_\_\_\_\_



I see \_\_\_\_\_



I hear \_\_\_\_\_



I smell \_\_\_\_\_



I feel \_\_\_\_\_




I taste \_\_\_\_\_



It's a \_\_\_\_\_

# ਮਿਲਾਣ ਕਰੋ



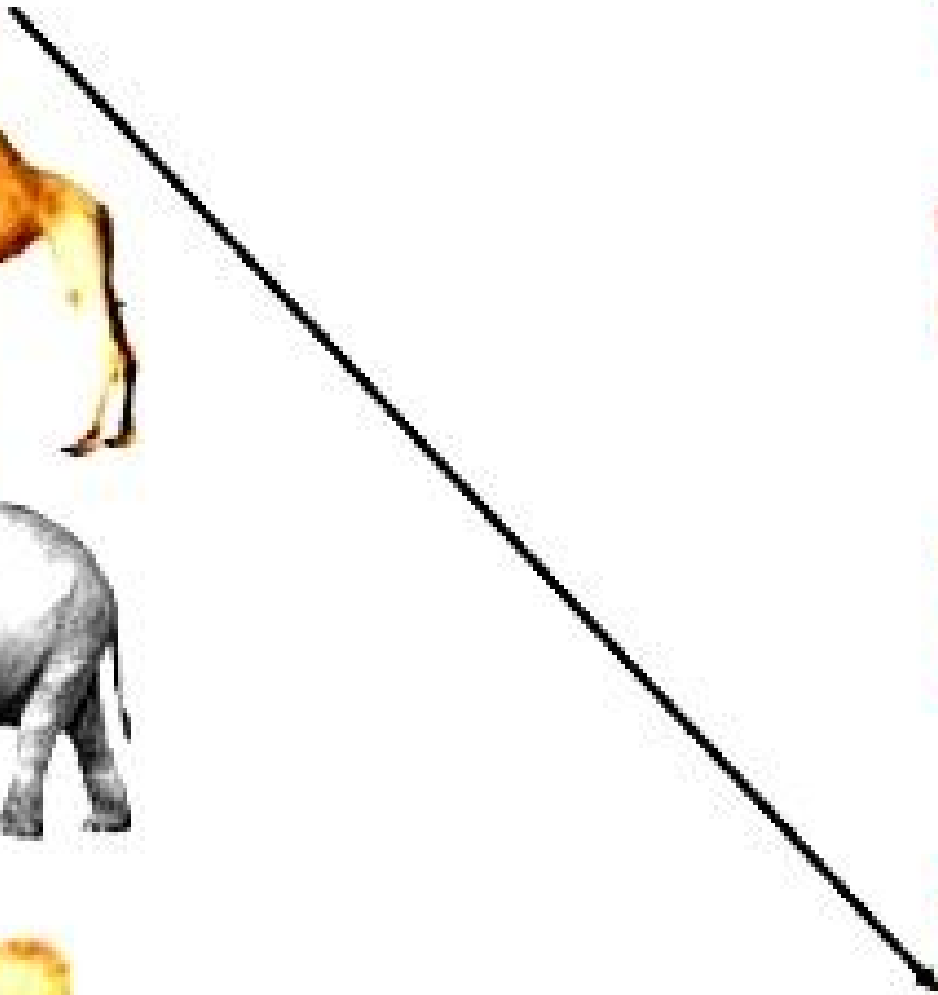
ੳ

ਅ

ੲ

ਸ

ਹ



ਦਿੱਤੀ ਗਈ ਤਸਵੀਰ ਦੇ ਪਹਿਲੇ ਅੱਖਰ ਤੇ ਗੋਲ ਲਗਾਓ (ਕ ਤੇ ਫ)



ਕ ਫ ਖ ਘ ਗ

ਫ ਕ ਘ ਖ ਗ



ਖ ਫ ਕ ਗ ਘ

ਗ ਘ ਖ ਫ ਕ



Name: \_\_\_\_\_

Class: \_\_\_\_\_

मात्रा वाले अक्षरों को जोड़े और खाली जगह पट लिखें।

गा + य =

---

---

हा + थ =

---

---

रा + म =

---

---

पा + नी =

---

---

बा + द + ल =

---

---

आ + सा + न =

---

---

का + ज + ल =

---

---

चा + व + ल =

---

---

बा + टि + श =

---

---


जा + न + व + ट =

---

---

नाम(name) ..... कक्षा(class) ..... तारीख(date) .....

**इ(ि) की मात्रा के शब्द (दो अक्षर वाले शब्द)**

**अक्षर और मात्रा को जोड़ कर शब्द बनाएं** 

ि + ब + ल

=

---

---

---

ि + द + ल

=

---

---

---

ि + द + न

=

---

---

---

ि + स + र

=

---

---

---

ि + म + ल

=

---

---

---

ि + द + न

=

---

---

---

ि + ग + न

=

---

---

---

ि + फ + र

=

---

---

---

ि + स + ल

=

---

---

---

ि + ग + र

=

---



---

---



Instruction:

चित्रों को शब्दों से मिलान करो।



- मित्र
- शिव
- दिया
- किला
- सिर
- इमली
- हिरन

# Activities

## **\*UKG Summer Vacation Homework – Fun + Learning Activities\***

### **\*1. Literacy & Language\***

- **\*Alphabet Scrapbook\***: Make A-Z book. For each letter, stick 1 picture + write the letter 3 times. Ex: A = Apple sticker.
- **\*Name Rainbow\***: Write your name with crayons, trace over each letter in different colors.

### **\*2. Numbers & Math\***

- **\*Shape Hunt at Home\***: Find and draw 2 circles, 2 squares, 2 triangles, 2 rectangles from things at home.

### **\*3. EVS / General Awareness\***

- **\*My Family Tree\***: Draw/paste photos of family members. Learn relations: grandfather, aunt, cousin.

### **\*4. Art & Craft + Motor Skills\***

- **\*Vegetable Printing\***: Ladyfinger/potato prints to make flowers, caterpillar.
- **\*Threading Beads\***: Make a 1-20 number necklace with big beads/macaroni.

### **\*5. Life Skills & Speaking\***

- **\*Self-Introduction\***: Practice 5 lines: My name is \*\_\_. I am 5 years old. I study in UKG. My school is \*\_\_. I like \_\_\_.